

*UAF College of Rural and Community Development
Northwest Campus Impact Study*

Prepared for:
Northwest Campus



Prepared by:



Juneau • Anchorage

August 2009

Table of Contents

Summary of Findings..... 1

Introduction and Methodology..... 3

 t t' 3

 t 3

Profile of Campus and Programs..... 5

 t t m 5

 , m t 5

Student Enrollment 9

 m t 10

Summary of Findings

NWC enhances the quality of life in the community and region.

t . . . f . . . t , . . . t' , . . . t' . . . t t' . . . 't . . . t . . . t
t . . . t . . . t' t' f . . . t mm t . . . t' . . . t' mm t
t m f t 't ' f ' . . . 't ' t t t t t t , . . . '

t m t' t t



Introduction and Methodology

Introduction


t t m () t t t t t t m' m t f t m
t ' m t ' t t' f t t ' t f t ' t t ' .
m' m t ' ' t ' , t t ,
f t , t ' t' f t t t t ' t t ' m' .

ttt', , t t t t
f t), t t m t m
t t' f m t' t t t t m t f f', mm t
m' t' t' t' t mm t t t t t' m t
t t t t'.

Profile of Campus and Programs

Northwest Campus

Northwest Campus is a 100-acre campus located in the heart of the city. It features a 80,000 square foot building, a 100-acre parking lot, and a 100-acre green space. The campus is home to a variety of programs, including a business school, a law school, and a school of engineering. The campus is also home to a variety of student organizations and activities.



tf t t 2008 m f t t



Student Enrollment

Enrollment

, 300 t 00 t t m t . t t t t t t
t t t f m , f t t m t . m , m
t t t m t t , t m t

OTHER DEMOGRAPHICS


· t t . 2008, t m t t 38 , · t
t t t t. m t - t f t t t f 0,
· 11 t t t f 20 24. t f t f t t



NWC Revenue and Expenditures

• t m t f . t t t t . , . , t t
• , m t . t m t . t t j t, t

Figure 2
 Revenue Sources, by Percentage of Total Funding, FY 2008



Description of Revenue Sources

State appropriations: \$1,100 million, or 25%

Federal receipts: \$1,100 million, or 25%

Student tuition and fees: \$1,100 million, or 25%

Educational program funding: \$1,100 million, or 25%

Indirect cost recovery: \$1,100 million, or 25%

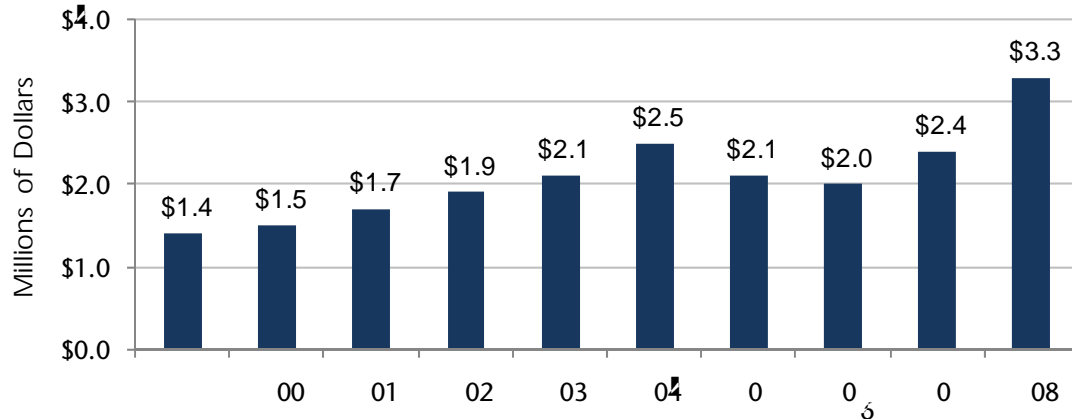
Auxiliary receipts: \$1,100 million, or 25%

UA receipts and transfers: \$1,100 million, or 25%

Expenditure Trends

The chart shows the expenditure trends from FY 1999 to FY 2008. The y-axis represents the amount in millions of dollars, ranging from \$0.0 to \$4.0. The x-axis represents the fiscal year. The expenditure starts at \$1.4 million in FY 1999 and generally increases over the period, reaching \$3.3 million in FY 2008.

Figure 4
Expenditure Trends, FY 1999 - FY 2008



Spending on Goods and Services

Spending on goods and services is a significant portion of the total expenditure. The chart shows that spending on goods and services has increased from \$1.2 million in FY 2007 to \$3.3 million in FY 2008. This represents an increase of \$2.1 million, or approximately 175%.

Employment and Payroll

The chart shows the employment and payroll trends from FY 2007 to FY 2008. The y-axis represents the amount in millions of dollars, ranging from \$0.0 to \$4.0. The x-axis represents the fiscal year. The employment and payroll starts at \$1.0 million in FY 2007 and increases to \$3.3 million in FY 2008.

Economic Impacts of NWC

m' m t t m t . t/ t t m , L , .
t m t m t f t m t t f f t f m m t t t .
m' . t t f m' m t t t m m t

Direct impacts: m , , t t .

Indirect impacts: m . t t m .
m , t t f t , t f f .
, f m t t f t -t - .

t t ' mm t' ' t ' ' . tt' 'f m , tt'
 t j t t' .
 t 't ' m t' t t t t f m ' t 20
 t, f t t ' t t . tt , ft t' , t t t'
 t m , t ' m . t , f t
 ' ' tm m .
 t t 't ' tt ' t f 't' t t'
 m t' t 't ' . t' t 't t
 t' t ' m . ' t' t t t t f t t' , tt ' f
 't mm t t mm t' - ' .
 ' , 't ' m t' t t ' f - f ' , ' t' t f' t'
 ff' , m ' t . m m , tf t' , t'
 t' . t t t j t f t t f t' .
 't' t' , t t . ft m. t
 tt m' t f t t t' m' m t. t t m t m 't
 tt t' , t tt , ' f t mm t' .

SERVING COMMUNITY NEEDS

' t mm t f t ' f ff ' . 't ' t t,
 ' t' t t' f ' t f t ' f m ' t f
 m t ' ' m t. 't ' 'm t' t t' ff .
 m t' , t' ' , t m , f' t ,
 ' t' , ' t ' m ' f m , t ,
 m ' m' t , t m f t t m m' t m t . t f
 t 't ' t' t ' m f t .
 tt t' ' - ' , 't ' tt .

INTEGRAL COMMUNITY ROLE

... , t t' t' , t t ff t t mm t f

(

☒ ☒ ((☒☒ ☒☒

