

Whales printable (or draw your own), blank paper, watercolor paint, wide paintbrush, bubble wrap, yarn, tissue paper, water, glue, coloring supplies. Salt, other craft materials (sequins, pipe cleaners, etc.).




an ocean onto your paper with a wide paintbrush. Use mainly blue paint. You can add small amounts of green or purple to create different shades.



onto the painted paper to make a bubble print. Paint color onto the bubble wrap and then press onto the painted paper. Experiment to create different effects!



This technique works best with less water. If your paper is too wet, blot away excess water with a paper towel.



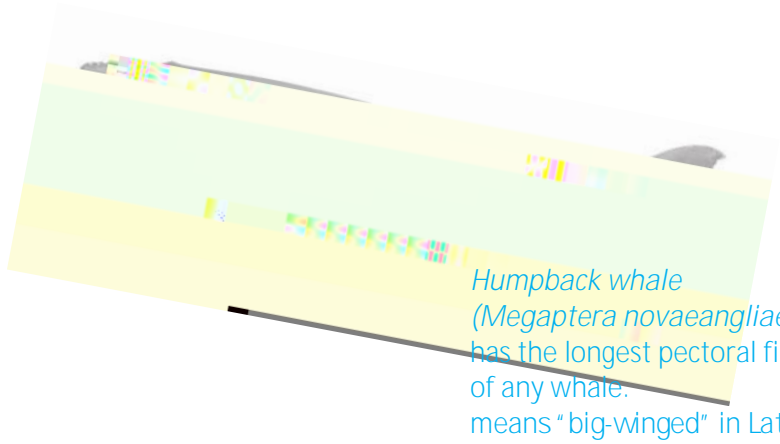
on your watercolor. Let dry; once it is completely dry, shake off the salt. The salt will leave a textured effect on your ocean.

tissue paper and yarn to decorate your ocean. Add other craft materials that you have (sequins, pipe cleaners, stickers, draw your own, etc.).

out and your whales. them to the background and let them swim in the ocean!


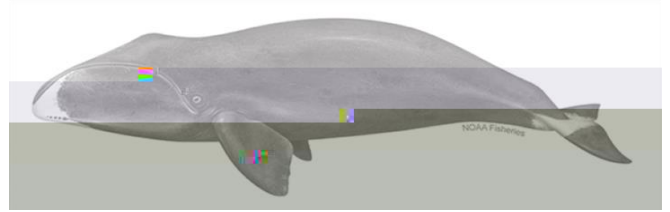


UAMN



Humpback whale (*Megaptera novaeangliae*) has the longest pectoral fin of any whale. means "big-winged" in Latin.

Bowhead whale (*Balaena mysticetus*) can live to be over 200 years old. It uses its bowhead-shaped skull to break through sea ice.



Sperm whale (*Physeter macrocephalus*) has the largest brain and loudest vocalizations of any animal on Earth.

Narwhal (*Mondon Monoceros*) males grow a spiral tooth used for competition and sensing their environment.



Gray whale (*Eschrichtius robustus*) migrates more than 10,000 miles, the longest migration of any mammal.



Fin whale (*Balaenoptera physalus*) is the second largest whale species on Earth.

