




Add a field to query

- In an existing query, click the  button located in the toolbar at the top of the Toad window. You can also click **Query Builder – Calculated Fields** from the menu.
- Enter a field name in the first box and click the  to add it to the list:
- Enter the code for the calculated field in the “Field definition.” Click the  to see all of the table fields and operators (double-click to insert in to the code):
- Select a table from drop-down list labeled “Attach to table” (any table will work, but if you remove that table from your query, you will also remove that calculated field)
- Select
- You can now see your calculated field as a column within the query diagram.