




Financial Managers' Meeting

February 24, 2015

• Safety Minute

- Is your car equipped for the weather?
 - Safety starts with tires!
 - Be ready for the unexpected: Carry gear to get you home.




- **ANNOUNCEMENTS**

- New Staff
- Recharge Rate Proposals Due Friday, April 17th, 2015.
 - Expectation of 10% rate reduction.
- Management Reporting (February close 3/4, due 3/10)



- **January Management report**
 - UFB Projection for January 2014 was \$5.1M

Fund 1 Unreserved Fund Balance

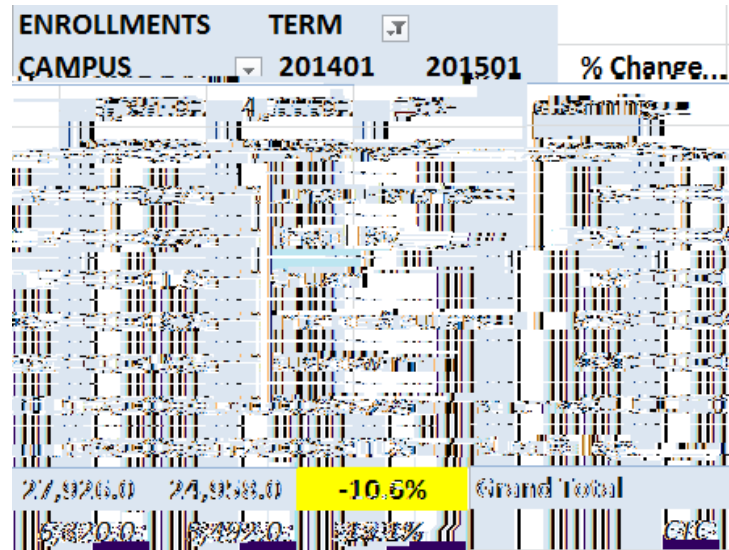
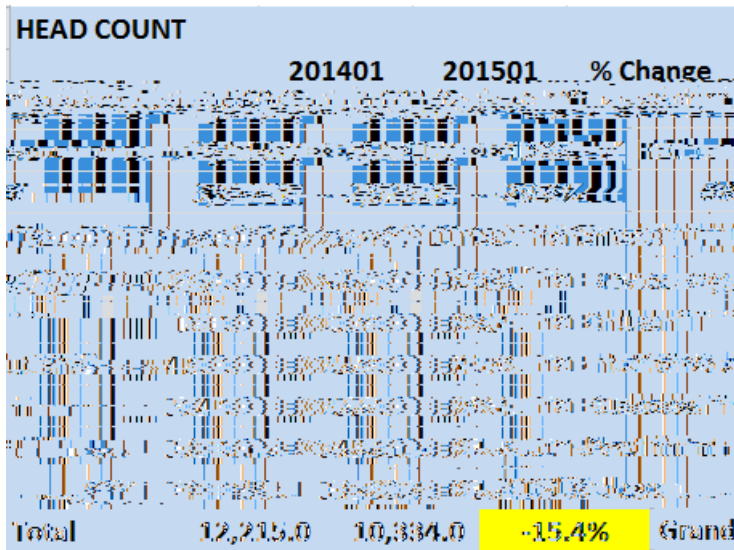


	FY15 Actual	FY14 Actual	FY15	FY14 Actual		FY15	FY14 Actual
	Net Student	Net Student	Projected	Year End	Cycle 07	Year End	Year End
Chancellor	2,637,746	2,032,028	2,876,853	2,380,897	29.8%	23.4%	23.4%
Provost	3,004,417	4,000,000	4,000,000	4,000,000	7.0%	6.7%	6.7%
Grand Total	34,085,740	38,124,119	37,256,224	35,118,701	6.0%	5.0%	5.0%

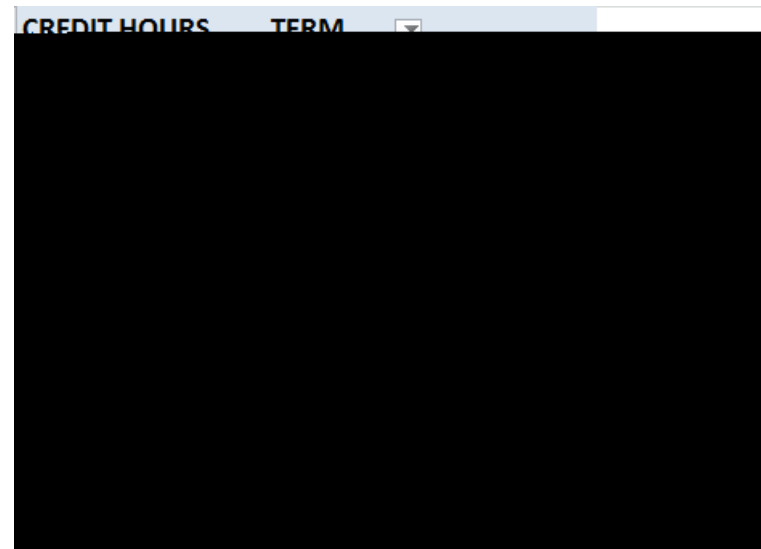
	FY15 Actual	FY14 Actual	FY15	FY14 Actual	Cycle 07	Year End
	Indirect Cost	Indirect Cost	Projected	Year End	Year End	Year End
Provost	4.9%	4.7%	2,929,225	3,080,523	5,697,059	5,439,493
IJAF Central Managed Projects	5.0%	-12.1%	1,001,777	1,064,672	2,845,778	2,237,408
Grand Total			11,970,842	12,641,719	21,628,009	22,648,478



- Spring Enrollment Performance



CREDIT HOURS	TERM	% Change	Category	Count
1,383.7	201401	-63.8%	Developmental/Recreational	5
7,783.0	201401	-65%	Lower Division	5
7,395.4	201401	-6.5%	Upper Division	1
647.0	201401	-77.4%	Professionals	
8,016.0	201401	-7.2%	Graduate	
1,405.2	201501	-8.5%	Grand Total	8



- **PRESENTATIONS**

- Revisited: Expense vs. Revenue
- OMB – FY16 Budget Challenges



- **DISCUSSIONS**
 - FY16 Budget Challenges
 -



- **FY15 Financial Managers' Meetings**

Dates are subject to change; locations announced prior to each meeting.

March 31

April 28

May 26

All

